

SPRUE



April 2023

Keeping History Alive....One Model At A Time

Models, Cars and Fun At The MDA Show!

By: Rocky Sink

On Saturday, March 4th the members of the club helped once again with the model contest at the MDA Car Show held at the Berglund Center. This has become an annual thing for the club for several years now. While the show is part of the MDA show the club and it's members are the ones who do the set up, judging, vendor set up and all the other things that go along with the show. While several of the club members help with this it's Dennis Smith who actually does all the main leg work needed for the show. This includes being the contact between the MDA committee and the club as well as lining up all the vendor pre registration, ordering and making the awards, talking with the Berglund Center Staff and numerous other behind the scenes things that need to be done.

Set up started early on Saturday morning along with getting the vendors unloaded and in their spots. After a short time the doors to the public opened and model contestants started coming in and filling up the contest tables as well as spending money with the vendors. There was also a steady flow of raffle ticket buyers all day long who were hoping for that nice model to take home. This years raffle was done so that you placed a ticket or tickets in a bag set with each model. By doing this you were able to win what you wanted if your number was drawn. As well there was a silent auction that had several great items in it to bid on.

At the end of the day I think Dennis said there were around 350 or so models that were entered which made for a pretty good show. The awards were handed out to all the happy winners and then it was time for tear down by the members. With several members helping out it didn't take long to get things tore down and packed up.



REMINDER!!

Egg Subject Build Off Models Due

Just a reminder that our "Egg Subject" models will be due at the April Business Meeting. Any egg model (plane, ship, tank, etc) will be allowed so get busy building one if you haven't done one yet. Time is running out but with as few of parts and complexity there is on these kits you could still get one done. These types of kits have become extremely popular over the last couple years and with Easter being in April, it was a no brainer for what the next club build would be.



-REMINDERS-

April
Business Meeting
April 27 @ 7pm

May
Build Meeting
May 11 @ 7pm

May
Business Meeting
May 25 @ 7pm

SR-71 Kit Review

By: Tom Shema

This is a Revell 1/72 scale SR-71 Blackbird. Kit# 5810. I got this kit from eBay for around \$21. This kit is big. From tip to tail it measures 18.25 inches. I broke the nose probe off twice while banging it around on my workbench and had to make a replacement out of stretched sprue. The real SR-71 is FAST, but it doesn't travel at Captain Kirk's 'Warp speed', however, it did have a Warp! The center section of the fuselage was a good 7° out of plumb with the rest of the fuselage. I fixed it by soaking it for about a minute in near-boiling water, 195° F. I used my special spaghetti cooking pan. And then gripping it with a towel and giving it a mighty opposite twist. I did this four times before I got it back to zero-zero. The bottom of the craft needed a lot of filler, I used thick super-glue. It needed a lot of sanding, I removed nearly all of the panel lines. And it needed a lot of re-scribing. What color do you paint a Blackbird? Black of course. Tamiya gloss acrylic and a final gloss coat of PFC, pledge floor care thinned about 30% with alcohol. I painted the wheels silver as the real ones are made of rubber impregnated with aluminum and look silver.



WE NEED YOU!!

This year we are going to be working hard to recruit new members. Start thinking of ways we can reach out and bring new members to the club. We are going to see if we can do more demo's and other events to get our name out there more. We need new members!!



Our New Members!

Sam Hancock

Mark Hodges






Jerry Stokes

*****Demo Planned*****

A reminder that on Saturday, April 29th, the club will be doing a demo at the Rail Yard Hobby. Set up will be around 9:30 and we will stay till?? We need to get new members so please plan on coming down to help with the demo if you can. If you can't stay all day please come by and spend what time you can. We have already got some new members this year and this would be a good chance to possibly get one or two more.



Scenes From The Southern Nationals:



Time To Roll Up Your Sleeves And Get Busy Doing An Article For The Newsletter. Subjects Could Include Kit Review, How To, Follow Up From A Show, History Of A Particular Subject Or Types Of Glue Or Paint You Like. Let Your Imagination Run Wild!

Club Officers:

President: Dennis Smith
eastsmith1@aol.com

Vice President: Jay Dennis
jaysmr239@gmail.com

Secretary/Newsletter Editor:
Rocky Sink
snkchevcol@aol.com

Treasurer: Greg Clower
gclower@aol.com

Deadline for newsletter submissions is the second Wednesday of each month.

All submissions should be emailed to Rocky Sink:
snkchevcol@aol.com
along with any photos, write up and/or kit reviews pertaining to the article you wish to submit.



PO Box 20841
Roanoke, VA 24018



UPCOMING SHOW DATES:

May 13, 2023	KnoxVegas Model Show Knoxville, TN	Sarge Hollon (865) 455-6919
May 13, 2023	Mid Atlantic NNL Harve De Grace, MD	Dave Toups davetoups351@gmail.com
May 20, 2023	40th Annual Smokey Mtn Model Con Knoxville, TN	Johnny Galza whsch@optmum.net
August 2-5, 2023	IPMS Nationals San Marcos, TX	Len Pilhofer Chair.nats2023@gmail.com